

"LED SCREW-LITE" EXIT SIGN SERIES

Features

- 50mm height metal case for lower ceiling void
- Ceiling-mount, Recess type
- Single-face or double-face application
- Minimum maintenance
- Lower power consumption
- c/w Clear acrylic panel
- Option: Flashing upon actuation by fire signal (dry contact)
- Cover Option: Mirror s/s, hairline s/s or golden plated finishing

Legend

Exit Sign

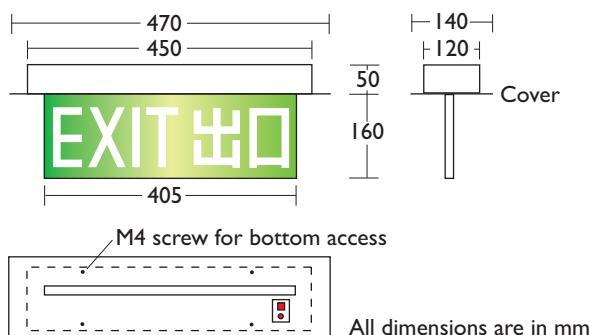


Directional Sign



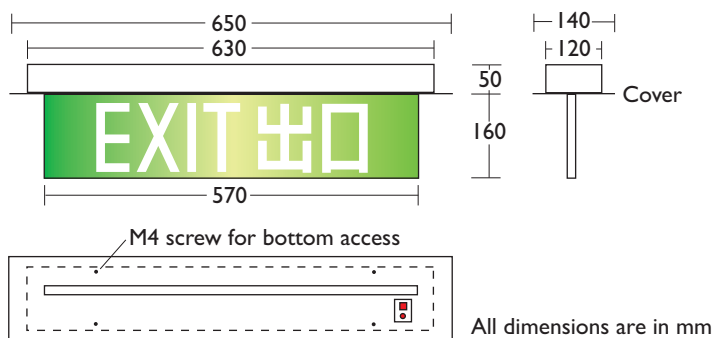
"CRYSTALITE" Cat. CX-LED-405-P-SOL

GMS with white paint



"CRYSTALITE" Cat. CX-LED-570-P-SOL

GMS with white paint



Technical Data

| Model | CX-LED-405-P-SOL | CX-LED-570-P-SOL |
|--------------------|--|------------------|
| Cover | GMS with white powder coating | |
| Lamp | Super Bright LED Line | |
| Line Voltage | A/C 220V~240V 50Hz +6%-10% | |
| Discharge Duration | 3 Hours | |
| Recharge Period | 12 Hours | |
| Battery | Sealed Ni-cd/ Ni-mh High Temperature Rechargeable Battery 14.4V 800mAh | |
| Power Consumption | ~3W | |
| Operating Temp | 0°C - 50°C | |
| Compliance | BS EN 60598-2-22; BS 5266-1; FSD PPA 104A(4 th Revision); FSD Code of Practice Clause 5.10 Exit Sign | |

"LED SCREW-LITE ELEGANT" EXIT SIGN SERIES

Features

- More compact and elegant for screw-lite series
- 50mm height metal box for low headroom void
- Ceiling mount, recess type
- Single-face or double-face application
- Minimum maintenance
- Lower power consumption
- c/w Clear acrylic panel
- Option: Flashing upon actuation by fire signal (dry contact)
- Cover Option: Mirror s/s, hairline s/s or golden plated finishing

Legend

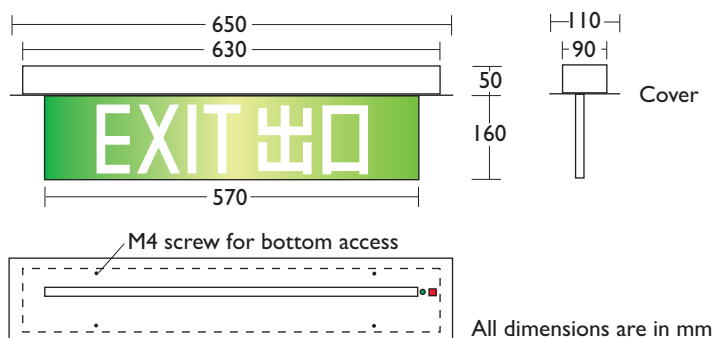
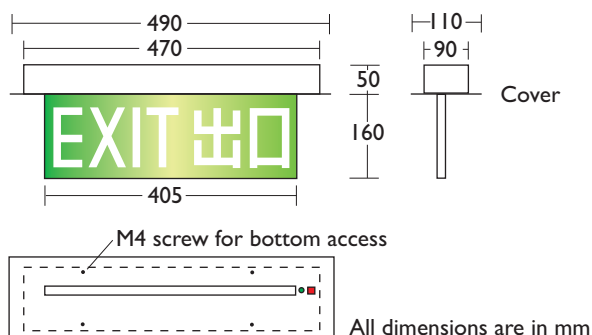
Exit Sign



Directional Sign



CX-LED-405-P-SOL-N



Technical Data

| Model | CX-LED-405-P-SOL-N | CX-LED-570-P-SOL-N |
|--------------------|--|--------------------|
| Cover | GMS with white powder coating | |
| Lamp | Super Bright LED Line | |
| Line Voltage | A/C 220V~240V 50Hz +6%-10% | |
| Discharge Duration | 3 Hours | |
| Recharge Period | 12 Hours | |
| Battery | Sealed Ni-cd/ Ni-mh High Temperature Rechargeable Battery 14.4V 800mAh | |
| Power Consumption | ~3W | |
| Operating Temp | 0°C - 50°C | |
| Compliance | BS EN 60598-2-22; BS 5266-1; FSD PPA 104A(4 th Revision); FSD Code of Practice Clause 5.10 Exit Sign | |



SELF-CONTAINED EMERGENCY LIGHTING SYSTEM
Content is subject to change without notice